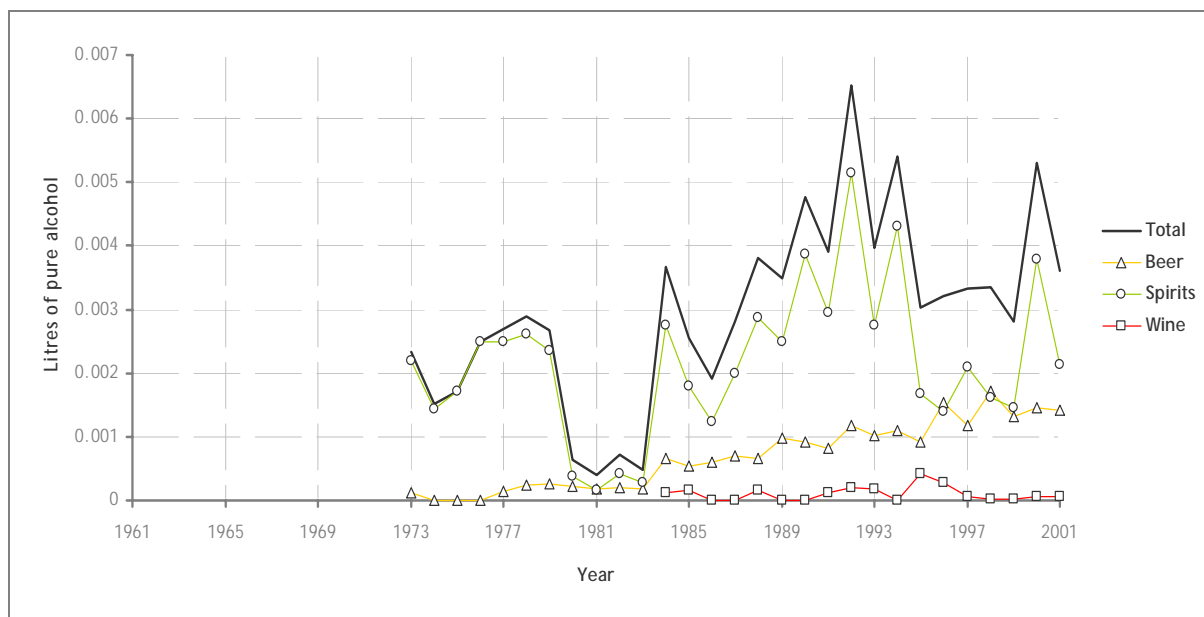


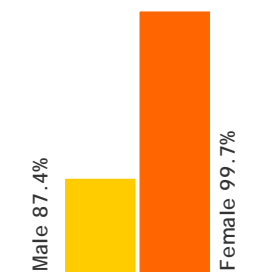
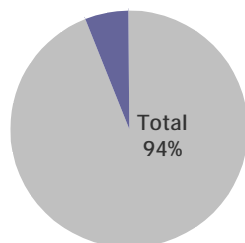
BANGLADESH

Recorded adult per capita consumption (age 15+)



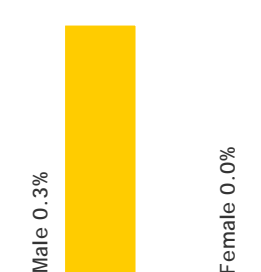
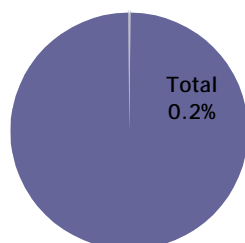
Sources: FAO (Food and Agriculture Organization of the United Nations), World Drink Trends 2003

Lifetime abstainers



Data from the 2003 World Health Survey. Total sample size $n = 5508$; males $n = 2567$ and females $n = 2941$. Sample population aged 18 years and above.¹

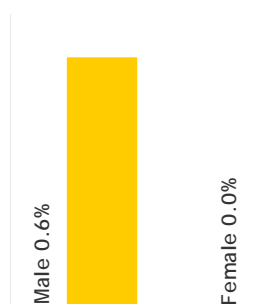
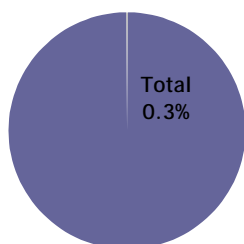
Heavy and hazardous drinkers



Data from the 2003 World Health Survey. Total sample size $n = 5508$; males $n = 2567$ and females $n = 2941$. Sample population aged 18 years and above. Definition used: average consumption of 40 g or more of pure alcohol a day for men and 20 g or more of pure alcohol a day for women.¹

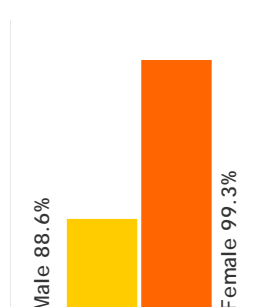
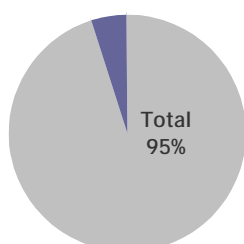
According to the 2003 World Health Survey (total sample size $n = 282$; males $n = 275$ and females $n = 7$), the mean value (in grams) of pure alcohol consumed per day among drinkers was 4.9 (total), 4.9 (males) and 4.1 (females).¹

Heavy episodic drinkers



Data from the 2003 World Health Survey. Total sample size $n = 5508$; males $n = 2567$ and females $n = 2941$. Sample population aged 18 years and above. Definition used: at least once a week consumption of five or more standard drinks in one sitting.¹

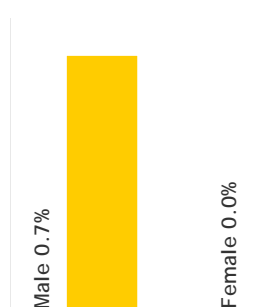
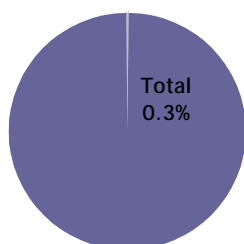
Youth drinking (lifetime abstainers)



Data from the 2003 World Health Survey. Total sample size $n = 1017$; males $n = 416$ and females $n = 601$. Sample population aged 18 to 24 years old.¹

A survey conducted among residential students of higher educational institutions in Dhaka City by LIFE – a non-profit private institution for public policy advocacy (total sample size $n = 465$; 336 males and 130 females) found that 13.73% of males and 3.07% of females abused alcohol (no definition of alcohol abuse available).²

Youth drinking (heavy episodic drinkers)



Data from the 2003 World Health Survey. Total sample size $n = 1017$; males $n = 416$ and females $n = 601$. Sample population aged 18 to 24 years old. Definition used: at least once a week consumption of five or more standard drinks in one sitting.¹

Note: These are preliminary, early-release, unpublished data from WHO's World Health Survey made available exclusively for this report. Some estimates may change in the final analyses of these data.

Traditional alcoholic beverages

Local alcoholic beverages called *cholai* and *tari* are consumed by the lower socioeconomic classes, while workers drink another distilled beverage called *Bangla Mad*.

Morbidity, health and social problems from alcohol use

In Bangladesh, the consumption of alcohol is strictly prohibited both as a social function and as a religious rite by most of the religions. Yet, the problem of alcoholism is becoming a threat to the nation's welfare. Information obtained from law enforcement authorities, treatment providers and other sources indicate that problems of alcohol abuse have become quite common in Bangladesh. Although the problem is more serious in

urban areas of the country (probably due to easy accessibility of alcoholic beverages), there are indications that it is emerging at an increasing rate in rural areas. Alcohol is being produced by some pharmaceutical industries in Bangladesh. Moreover, some crude forms are produced and used by the poor, usually by fermentation of boiled rice, sugar-cane, and molasses.²

Although no systematic assessment has been undertaken so far to establish the prevalence and patterns of substance abuse in Bangladesh, reports from different governmental and non-governmental drug addiction and treatment centres and from various journals and studies report increasing drug-related crimes in the country. It is noted that the younger generation, especially students, are most vulnerable to this problem.³

At least 90 Bangladeshis died in 1998, including 70 in Gaibandha, after consuming illegal homemade alcohol. In the following year, there was an incident of alcohol poisoning in the north-eastern town of Narsingdi, about 50 miles from the capital Dhaka, where 96 people reportedly died and more than 100 hospitalized as a result of drinking illegal homemade liquor.⁴

In a 1995 study of 30 male multiple drug users (aged 20 years and above) it was found that alcohol was one of the most frequently used drug (50% of the sample reported use of alcohol prior to the interview).⁵

Country background information

Total population 2003	146 736 000	Life expectancy at birth (2002)	Male	62.6
Adult (15+)	90 976 320		Female	62.6
% under 15	38	Probability of dying under age 5 per 1000 (2002)	Male	71
Population distribution 2001 (%)			Female	73
Urban	26	Gross National Income per capita 2002	US\$	360
Rural	74	In Bangladesh, approximately 83% of the population are Muslim.		

Sources: Population and Statistics Division of the United Nations Secretariat, World Bank World Development Indicators database, The World Factbook 2003, The World Health Report 2004

References

1. Ustun TB et al. The World Health Surveys. In: Murray CJL, Evans DB, eds. *Health Systems Performance Assessment: Debates, Methods and Empiricism*. Geneva, World Health Organization, 2003.
2. Kasimuddin M. Abuse of alcohol in Bangladesh. *Alcohol and Alcoholism*, 1999, 34(1):108.
3. Star Health Desk. Popular drug – Phensidyl widely abused. *The Daily Star*, 8 June 2003 (<http://www.thedailystar.net/2003/06/08/d30608610387.htm>, accessed 31 March 2004).
4. [Anonymous]. 96 die from alcohol poisoning in Bangladesh. *RTE News*, 9 May 1999 (<http://www.rte.ie/news/1999/0509/alcohol.html>, accessed 9 February 2004).
5. Ahmed SK, Ara N. An exploratory study of buprenorphine use in Bangladesh: a note. *Substance Use and Misuse*, 2001, 36(8):1071–1083.

BANGLADESH

There is little information about alcohol and related issues from Bangladesh. The limited information available is summarized below. This small but significant data indicates that alcohol is accessible to users in the lower, middle and upper strata of the population, albeit in small quantities.

Table 2 shows important cost comparisons of drugs and alcohol (locally produced or imported alcohol). The comparison suggests that heroin and herbal cannabis are cheaper than country made and overseas liquor. By the same token, country made liquor is four times cheaper than imported liquor.

Table 1: Alcohol production in Bangladesh by location for 2004

<i>Location</i>	<i>Litre/year</i>
Dhaka	293 155.53
Mymenshingh	118 983.60
Chittagong	156 687.10
Sremongal	498 981.24
Komilla	101 245.00
Santahar	85 860.00
Parbaitpur	74 460.00
Pabna	29 190.00
Khulna	68 790.00
Total	1 427 352.47

Source: Department of Narcotics Control, Ministry of Home Affairs

Table 3 presents the number of drug/alcohol cases and quantities seized in the years 2002 and 2003, while Table 4 presents the data for the years 2004 and 2005 (January-April).

Table 2: Cost comparisons of drugs and alcohol	
<i>Name of drug</i>	<i>Price of single dose (Taka)</i>
Heroin	20–50
Herbal cannabis	10–30
Country made liquor	30–60
Overseas liquor	100–300
Phensedyl (codeine preparation)	100–150
Pethadine injection	60–150
BupreNorphine injection	30–50

Source: Department of Narcotics Control, Ministry of Home Affairs

Table 3: Statement of cases, accused and seizure during the years 2002 and 2003								
Type of alcohol	2002				2003			
	<i>Cases</i>	<i>Accused</i>	<i>Quantity</i>	<i>Unit</i>	<i>Cases</i>	<i>Accused</i>	<i>Quantity</i>	<i>Unit</i>
Illegal distillation	1 608	1 859	32 639	Litre	1 544	1 720	31 177	Litre
Wash (Zauwa)	-	-	196 756	Litre	-	-	181 897	Litre
Bakhar (Fermenting agent)	1	1	53.15	Kg	3	3	90	Kg
Tari (Todi)	114	115	5 375	Litre	82	84	7 603	Litre
Pachwai	1	1	5 000	Litre	2	2	345	Litre
Country liquor	12	12	461	Litre	8	6	107	Litre
Foreign liquor	286	331	417 9 916 0	Litre Bottle Quartz	75	75	43 9 736 0	Litre Bottle Quartz
F.L. (beer)	-	-	17 915	Can	-	-	238	Can
Rectified spirit	87	92	12 579	Litre	98	101	1 477	Litre
Denatured spirit	51	59	1 209	Litre	39	46	559	Litre

Source: Department of Narcotics Control, Ministry of Home Affairs

Table 4: Statement of cases, accused and seizure during the years 2004 and 2005 (January-April)

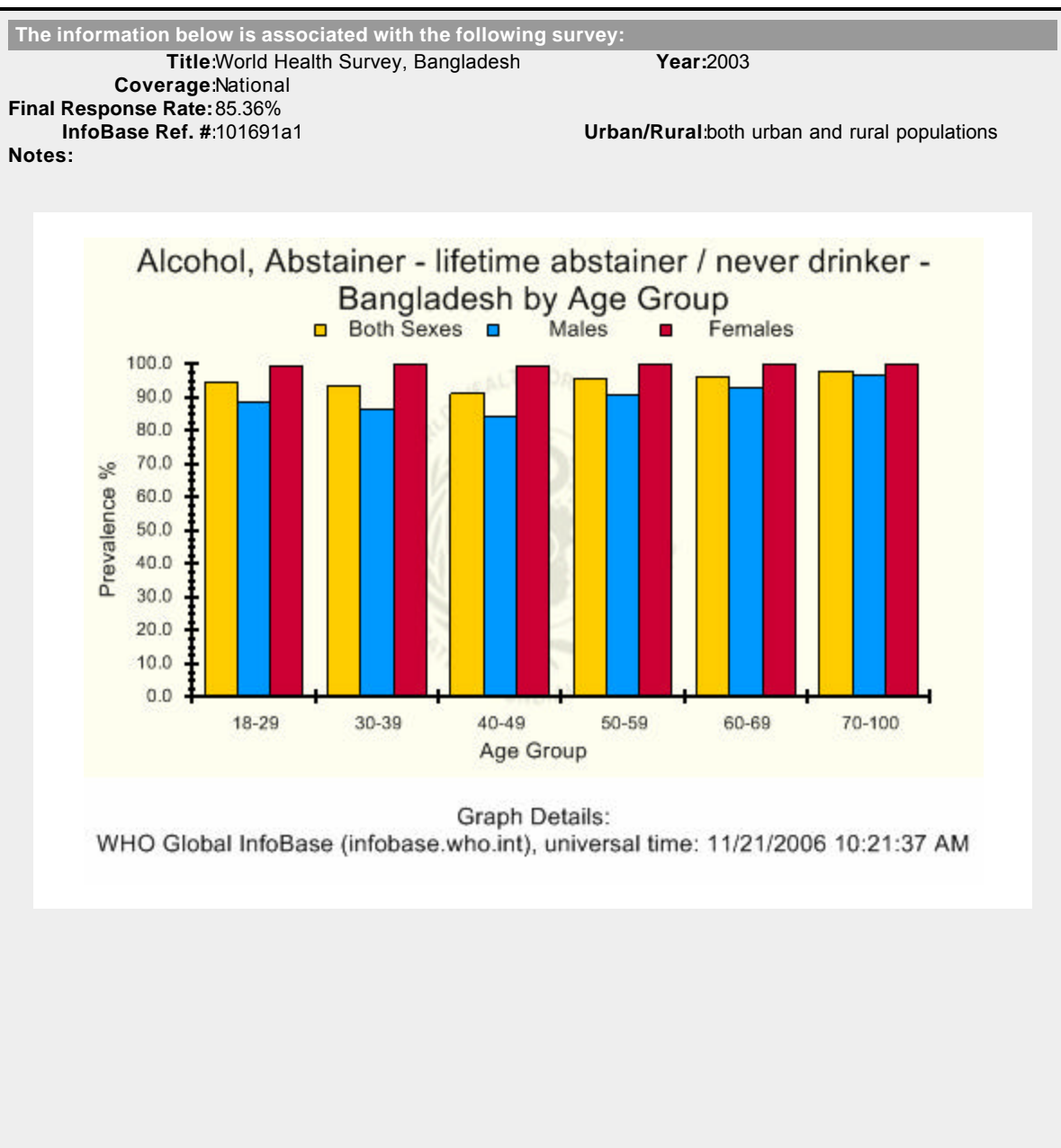
Type of alcohol	2004				2005 (Jan-Apr)			
	<i>Cases</i>	<i>Accused</i>	<i>Quantity</i>	<i>Unit</i>	<i>Cases</i>	<i>Accused</i>	<i>Quantity</i>	<i>Unit</i>
Illegal distillation	1 668	1 795	32 084	Litre	578	612	11 062	Litre
Wash (Zauwa)	-	-	118 692	Litre	-	-	33 191	Litre
Bakhar (Fermenting agent)	2	2	194	Kg	1	0	17	Kg
Tari (Todi)	108	110	10 130	Litre	73	84	4 296	Litre
Pachwai	-	-	0	Litre	3	3	65	Litre
Country liquor	8	10	54	Litre	4	4	42	Litre
Foreign liquor	179	182	41 3 560 0	Litre Bottle Quartz	75	75	70 1 727 0	Litre Bottle Quartz
F.L. (beer)	-	-	5 795	Can	-	-	1 248	Can
Rectified spirit	94	124	3 074	Litre	31	38	166	Litre
Denatured spirit	47	55	1 603	Litre	8	9	144	Litre

Source: Department of Narcotics Control, Ministry of Home Affairs

WHO Global InfoBase: Data from the World Health Survey

Bangladesh

Alcohol, Abstainer:



Bangladesh

Alcohol Abstainer Definitions

Definition: lifetime abstainer / never drinker

Alcohol Type: alcohol (general)

Males			
Age Group ?	Sample Size (n) ?	Prevalence %	95 % CI ?
18-29	689	88.4	85-91
30-39	649	86.4	83-90
40-49	624	84.2	81-88
50-59	290	90.7	86-95
60-69	192	93.0	89-97
70+	133	96.6	94-99
18+	2,577	88.3	86-90

Females			
Age Group ?	Sample Size (n) ?	Prevalence %	95 % CI ?
18-29	1,017	99.4	99-100
30-39	868	100.0	100-100
40-49	487	99.5	99-100
50-59	287	100.0	100-100
60-69	177	100.0	100-100
70+	114	100.0	100-100
18+	2,950	99.7	99-100

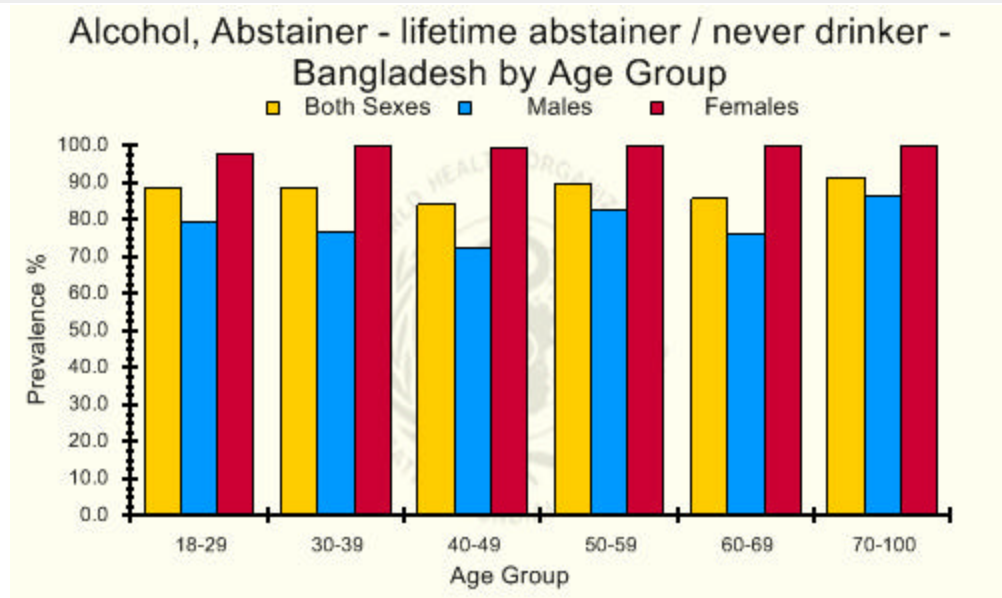
Both Sexes			
Age Group ?	Sample Size (n) ?	Prevalence %	95 % CI ?
18-29	1,706	94.4	93-96
30-39	1,517	93.7	92-95
40-49	1,111	91.3	89-93
50-59	577	95.4	93-98
60-69	369	96.3	94-98
70+	247	97.9	96-100
18+	5,527	94.1	93-95

Notes:

1. Lines in **bold** indicate the value represents a "Total Age Group"
2. The "+" indicates the age range goes to the upper boundary
3. Total age group values do not appear on graphs as they are not directly comparable to age specific values.
4. If you find information that does not appear correct, please direct your feedback to us using the form below.

The information below is associated with the following survey:

Title:World Health Survey, Bangladesh **Year:**2003
Coverage:national
Final Response Rate:82.73%
InfoBase Ref. #:101691c1 **Urban/Rural:**urban



Graph Details:
 WHO Global InfoBase (infobase.who.int), universal time: 11/21/2006 10:21:39 AM

Bangladesh

Alcohol Abstainer Definitions

Definition: lifetime abstainer / never drinker

Alcohol Type: alcohol (general)

Males			
Age Group ?	Sample Size (n) ?	Prevalence %	95 % CI ?
18-29	268	79.4	74-85
30-39	229	76.8	70-84
40-49	226	72.7	64-81
50-59	103	82.5	71-94
60-69	55	76.1	61-92
70+	29	86.4	70-103
18+	910	77.9	73-82

Females			
Age Group ?	Sample Size (n) ?	Prevalence %	95 % CI ?
18-29	351	97.9	96-100
30-39	321	100.0	100-100
40-49	150	99.2	98-101
50-59	74	100.0	100-100
60-69	40	100.0	100-100
70+	28	100.0	100-100
18+	964	99.0	98-100

Both Sexes			
Age Group ?	Sample Size (n) ?	Prevalence %	95 % CI ?
18-29	619	88.8	86-92
30-39	550	88.8	85-92
40-49	376	84.2	79-90
50-59	177	89.9	83-96
60-69	95	85.7	76-96
70+	57	91.5	81-102
18+	1,874	88.0	85-91

Notes:

1. Lines in **bold** indicate the value represents a "Total Age Group"
2. The "+" indicates the age range goes to the upper boundary
3. Total age group values do not appear on graphs as they are not directly comparable to age specific values.
4. If you find information that does not appear correct, please direct your feedback to us using the form below.

The information below is associated with the following survey:

Title: World Health Survey, Bangladesh

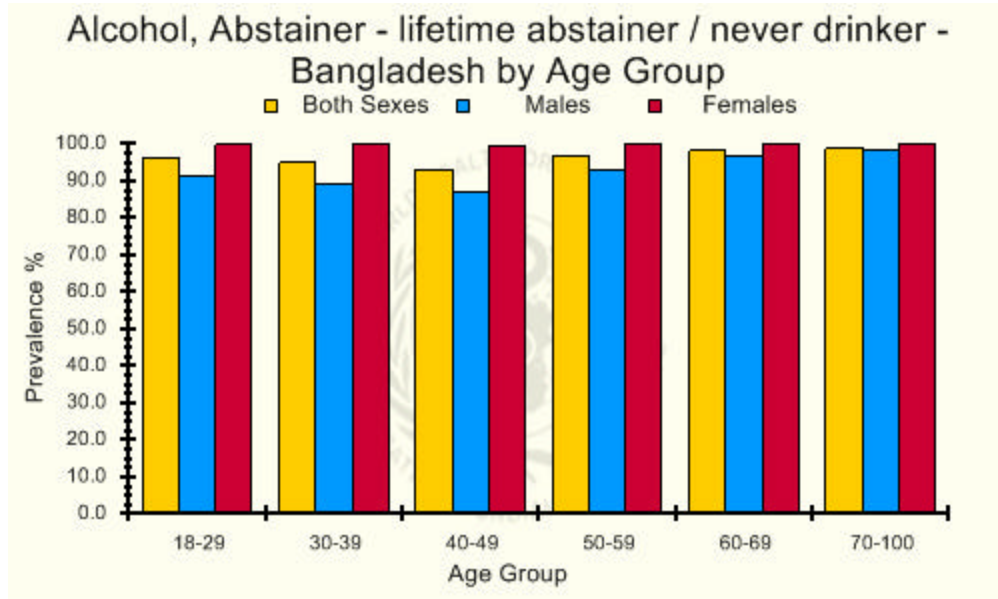
Year: 2003

Coverage: national

Final Response Rate: 86.78%

InfoBase Ref. #: 101691c2

Urban/Rural: rural



Graph Details:

WHO Global InfoBase (infobase.who.int), universal time: 11/21/2006 10:21:40 AM

Bangladesh

Alcohol Abstainer Definitions

Definition: lifetime abstainer / never drinker

Alcohol Type: alcohol (general)

Males			
Age Group ?	Sample Size (n) ?	Prevalence %	95 % CI ?
18-29	421	91.3	88-95
30-39	420	89.0	85-93
40-49	398	87.2	83-91
50-59	187	92.7	88-98
60-69	137	96.6	94-100
70+	104	98.2	96-100
18+	1,667	91.0	89-93

Females			
Age Group	Sample Size (n)	Prevalence %	95 % CI
18-29	666	99.8	99-100
30-39	547	100.0	100-100
40-49	337	99.6	99-100
50-59	213	100.0	100-100
60-69	137	100.0	100-100
70+	86	100.0	100-100
18+	1,986	99.9	100-100

Both Sexes			
Age Group	Sample Size (n)	Prevalence %	95 % CI
18-29	1,087	96.0	94-98
30-39	967	94.9	93-97
40-49	735	93.0	91-95
50-59	400	96.6	94-99
60-69	274	98.2	97-100
70+	190	98.9	98-100
18+	3,653	95.6	94-97

Alcohol, Consumer:

The information below is associated with the following survey:

Title: World Health Survey, Bangladesh

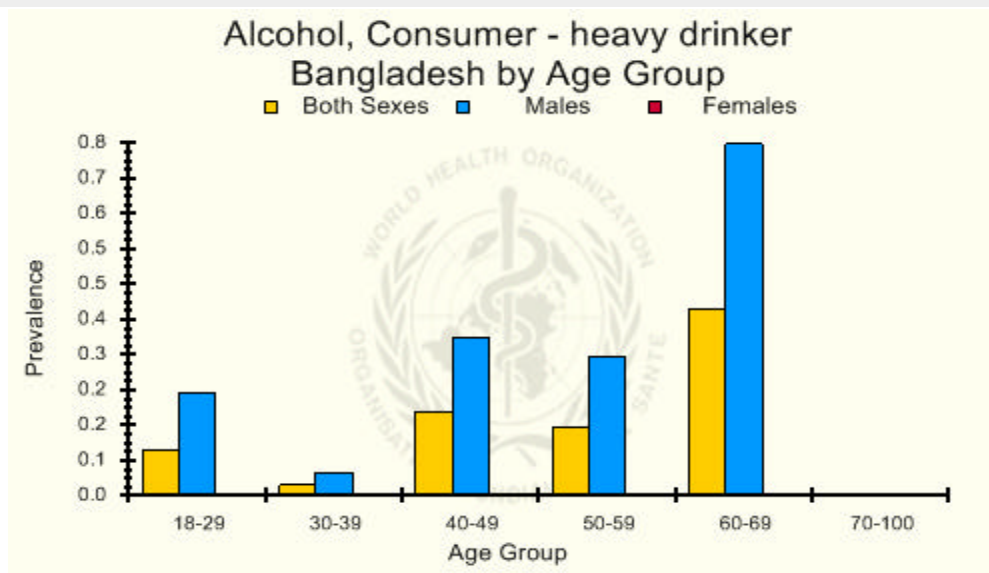
Year: 2003

Coverage: National

Final Response Rate: 85.36%

InfoBase Ref. #: 101691a1

Urban/Rural: both urban and rural populations



Graph Details:

WHO Global InfoBase (infobase.who.int), universal time: 11/21/2006 10:22:33 AM

Bangladesh

Alcohol Consumer Definition

Definition: heavy drinker

Alcohol Type: pure alcohol

Measurement Unit: Other

Measurement Unit Other: ≥ 20 g/day for females, ≥ 40 g/day for males

Period: last week

Males			
Age Group	Sample Size (n)	Prevalence (%)	95 % CI
18-29	670	0.2	0-0.6
30-39	626	0.0	0-0.1
40-49	611	0.3	0-0.9
50-59	284	0.3	0-0.9
60-69	190	0.8	0-1.9
70+	131	0.0	0-0
18+	2,512	0.2	0.0-0.5

Females				
Age Group?	Sample Size (n)?	Prevalence (%)	95 % CI?	
18-29	1,016	0.0	0-0	
30-39	868	0.0	0-0	
40-49	486	0.0	0-0	
50-59	287	0.0	0-0	
60-69	177	0.0	0-0	
70+	114	0.0	0-0	
18+	2,948	0.0	0-0	

Both Sexes				
Age Group?	Sample Size (n)?	Prevalence (%)	95 % CI?	
18-29	1,686	0.1	0-0.3	
30-39	1,494	0.0	0-0.1	
40-49	1,097	0.2	0-0.5	
50-59	571	0.1	0-0.4	
60-69	367	0.4	0-1.0	
70+	245	0.0	0-0	
18+	5,460	0.1	0.0-0.2	

Notes:

1. Lines in **bold** indicate the value represents a "Total Age Group"
2. The "+" indicates the age range goes to the upper boundary
3. Total age group values do not appear on graphs as they are not directly comparable to age specific values.
4. If you find information that does not appear correct, please direct your feedback to us using the form below

Bangladesh

Studies or reports meeting the inclusion criteria for this review were not found

