

India Global School Personnel Survey (GSPS) 2006

Dhirendra Narain Sinha ,
School of Preventive Oncology, A/27, Anandpuri, Boring Canal Road, Patna, Bihar,India
dhirendrasinha1@hotmail.com

Contents	Page
Executive Summary	2
Introduction	3
Methods	4
Results	6
Discussion	11
Conclusion	13
Acknowledgement	14
References	15
Tables	1-4

Executive Summary

School personnel are role models for students, conveyors of tobacco prevention curricula, and key opinion leaders for school tobacco control policies. School personnel have daily interaction with students and thus represent an influential group for tobacco control. Data collected through the India Global School Personnel Survey during first half of 2006 in 180 schools of 6 regions of India have shown that an alarming proportion (over one third) of school personnel used tobacco; The scarcity of tobacco free school policy (Over two third) and teaching materials (Over two thirds) and training among school personnel(Over three fifth) reported in this study indicate how seriously school practice undermine the educational messages and other prevention efforts to reduce adolescent tobacco use prevalence in India. However, the majority of school personnel in India strongly agreed that they should receive specific training to help students avoid or stop using tobacco. Introduction of comprehensive school policies and its vigorous enforcement may help reduce adolescent and school personnel tobacco use. Training of school personnel may be considered as first step, which will provide students with essential tools to help them adopt and maintain a tobacco free lifestyle.

INTRODUCTION

Tobacco use is the leading preventable cause of death in developed countries and is the second leading cause of death globally. *The Global Burden of Disease* predicts that the annual number of deaths from tobacco use will double from 5 million in 2005 to 10 million in 2020.¹

School Personnel are role models for students, conveyors of tobacco prevention curricula, and key opinion leaders for school tobacco control policies. In India, nearly 1 in 10 school students in the age group 13-15 years ever smoked cigarette and half of ever smokers reported initiating smoking before age 10². School personnel have daily interaction with students and thus represent an influential group for tobacco control.

Government of India has formulated “*The Cigarettes and Other Tobacco Products (Prohibition of Advertisement and Regulation of Trade and Commerce, Production, Supply and Distribution) Act*”, in 2003, and rules framed there under covers many points which influences tobacco use among students and school personnel like smoking ban in government buildings (including schools), prohibition of tobacco sale within 100 meters and ban on sales of tobacco to minors under the age 18³.

The World Health Organization’s Framework Convention on Tobacco Control (WHO FCTC) is the world’s first public health treaty. The WHO FCTC was unanimously adopted by the World Health Assembly in May 2003, was signed by 168 nations and, at the time of this writing, had been ratified by 116 nations.⁴ The WHO FCTC systematically addresses the challenges of reducing the chronic disease burden associated with tobacco use and smoke exposure. Among the important areas addressed by the WHO FCTC, strengthening education, communication, training and public awareness about the dangers of tobacco consumption is a primary focus of Article 12. Educators are specifically mentioned as important vectors of this information.

This report presents data from the Global School Personnel Survey (GSPS), conducted in 6 regions of India in 2006.

METHODS

The GSPS was designed to collect information on tobacco use, knowledge and attitudes of school personnel toward tobacco, existence and effectiveness of tobacco control policies in schools, and training and materials available for implementing tobacco prevention and control interventions.

Sample

The GSPS is a survey of all personnel working in schools selected to participate in the Global Youth Tobacco Survey (GYTS). The GYTS uses a two-stage cluster sample design to select a representative sample of students. Stage one consists of the selection of schools, proportional to school enrollment size. Stage two consists of a random sample of classes within each school. All personnel working in the selected schools were eligible to participate in the GSPS.

The GSPS was performed in six regions in India in 2006: North (consisting of Chandigarh, Delhi, Haryana, Himachal Pradesh, Jammu and Kashmir, Punjab, Rajasthan, Uttaranchal and Uttar Pradesh); South (consisting of Andhra Pradesh, Karnataka and Tamil Nadu); East (consisting of Bihar, Jharkhand, Orissa and West Bengal); West (consisting of Goa, Gujarat and Maharashtra); Central (consisting of Chattishgarh and Madhya Pradesh) and Northeastern (consisting of Arunachal Pradesh, Assam, Manipur, Meghalaya, Mizoram, Nagaland, Sikkim and Tripura). These regions represent 99.7% of the total population of India. Thirty schools were selected in each region. All school personnel (including non-teaching staff) in the selected schools were eligible to participate. The Overall response rate was 80.6%. In total, out of 3629 school Personnel from the 179 schools, 2926 participated in the 6 regional surveys, with fieldwork completed during the first half of 2006. The six regional GSPS have been combined into a national estimate to be identified as India GSPS 2006.

Current tobacco use/current smoker was defined by complex variable definition from two questions (1) for ever used/smoked at least 100 times (Question1) and (2) responded as daily or occasionally smoking/using tobacco now (Question2).

Data Collection

The GSPS used self-administered, anonymous data-collection procedures. Names of schools or personnel were not collected and participation was voluntary. Trained survey personnel conducted survey. The questionnaire was designed with no skip patterns to allow all respondents to answer all questions. Surveys were completed at schools, generally at staff meetings or after school.

Measures

India GSPS questionnaire 2006 was expanded to include all kinds of tobacco used in India. The draft questionnaire was piloted among school personnel in one school in West

Bengal followed by group discussions to address issues of validity and reliability. This report presents measures of tobacco use prevalence (current cigarette use, current use of tobacco products other than cigarettes, and current use of any tobacco products), current situation about existing tobacco policies and its implementation in their schools- percentage who reported that their school has a policy prohibiting tobacco use among students and school personnel), percentage who reported that their school enforces its tobacco policy, components of tobacco-related curriculum (percent of school personnel who had access to teaching and learning materials about tobacco, had received training to prevent youth tobacco use, or had non-classroom programs to teach about tobacco prevention among students) and attitudes among school personnel regarding several tobacco issues (percent who are very concerned about youth tobacco use, ce of school policies prohibiting tobacco use (percent who strongly agreed schools should have a policy prohibiting tobacco use among students and school personnel, strongly agree that school personnel should get specific training to teach students to avoid or stop using tobacco).

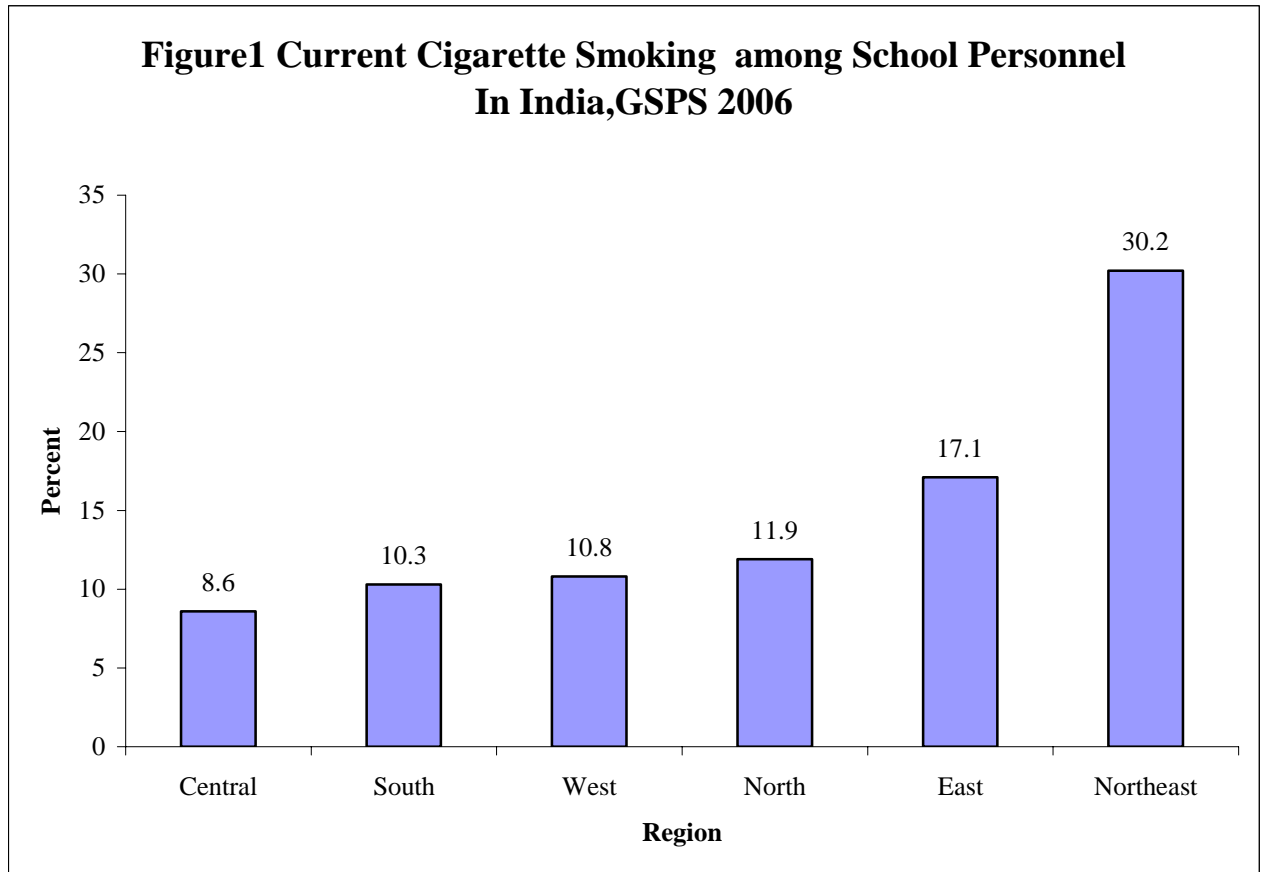
Data Analysis

The GSPS data are weighted to adjust for sample selection (school) and non-response (school and individual levels). The computer program SUDAAN⁵ was used to compute weighted prevalence estimates and standard errors of the estimates (95% confidence intervals were calculated using the standard errors). Whenever a denominator was less than 35, the data were not included in the table.

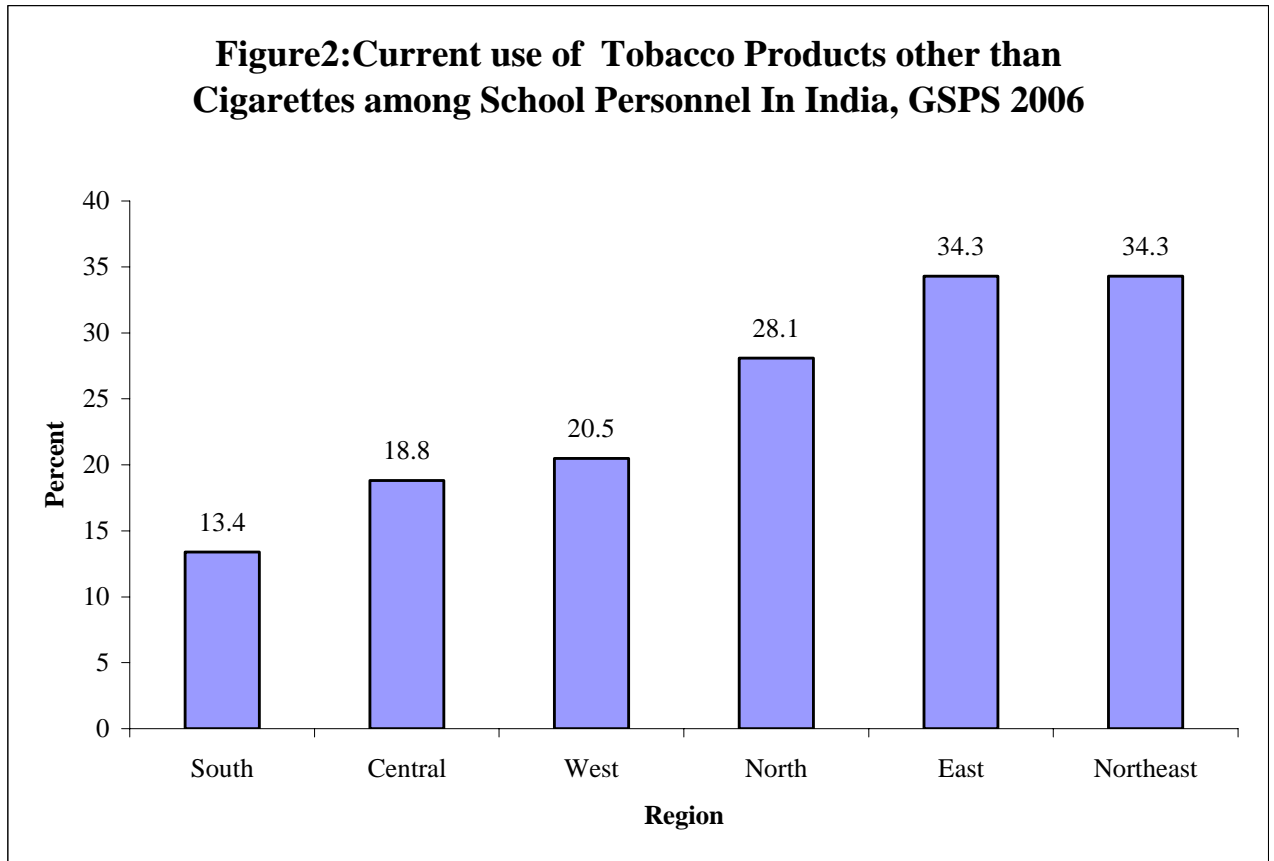
RESULTS

Tobacco Use

Nearly one in ten school personnel reported for current cigarette smoking (12.8%). The percentage of school personnel who were current cigarette smokers ranged from 8.6% in central region to 30.2% in northeastern region (Figure1). Males reported significantly more than females for current cigarette smoking (Table1).

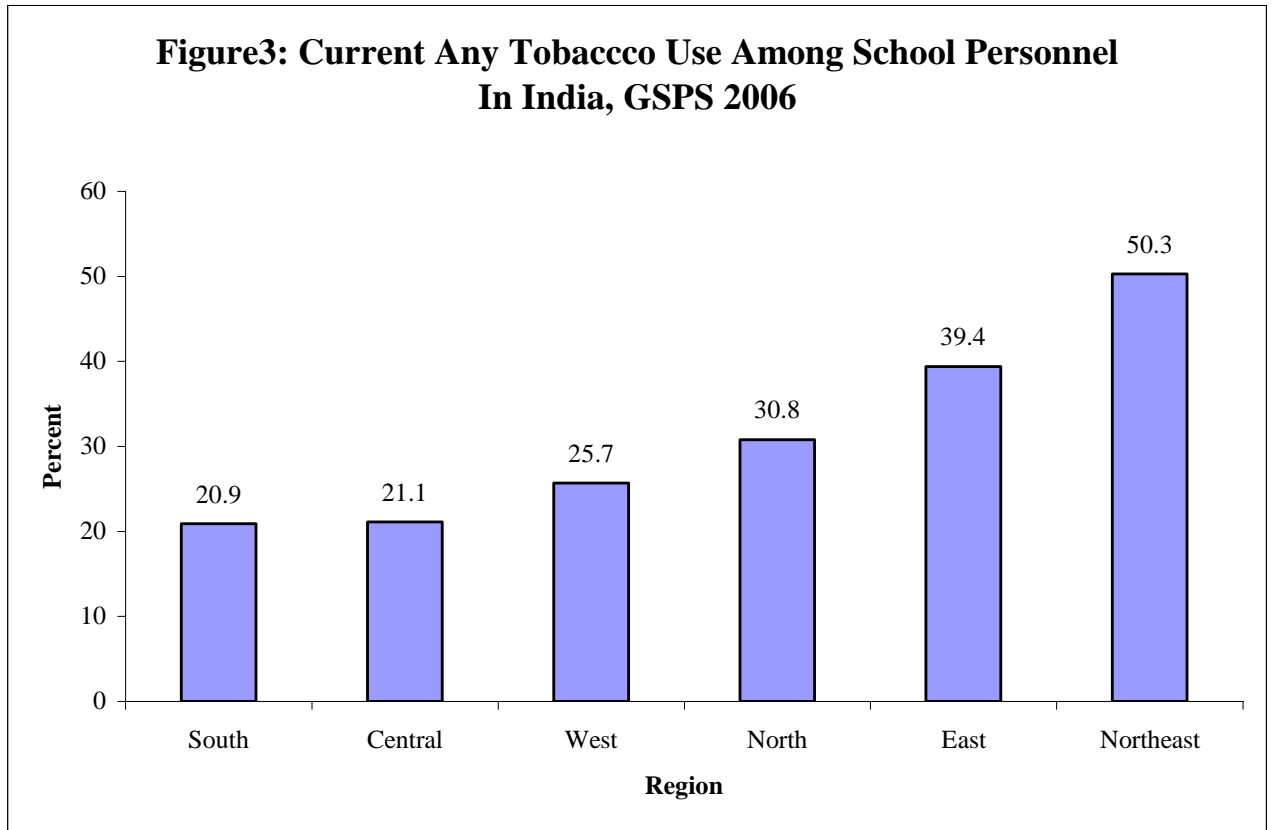


Nearly two in ten school personnel reported for current use of tobacco products other than cigarettes (23.7%). The percentage of school personnel who were current users of other tobacco products ranged from 13.4% in south region to 34.3% in northeastern and eastern region (Figure2).



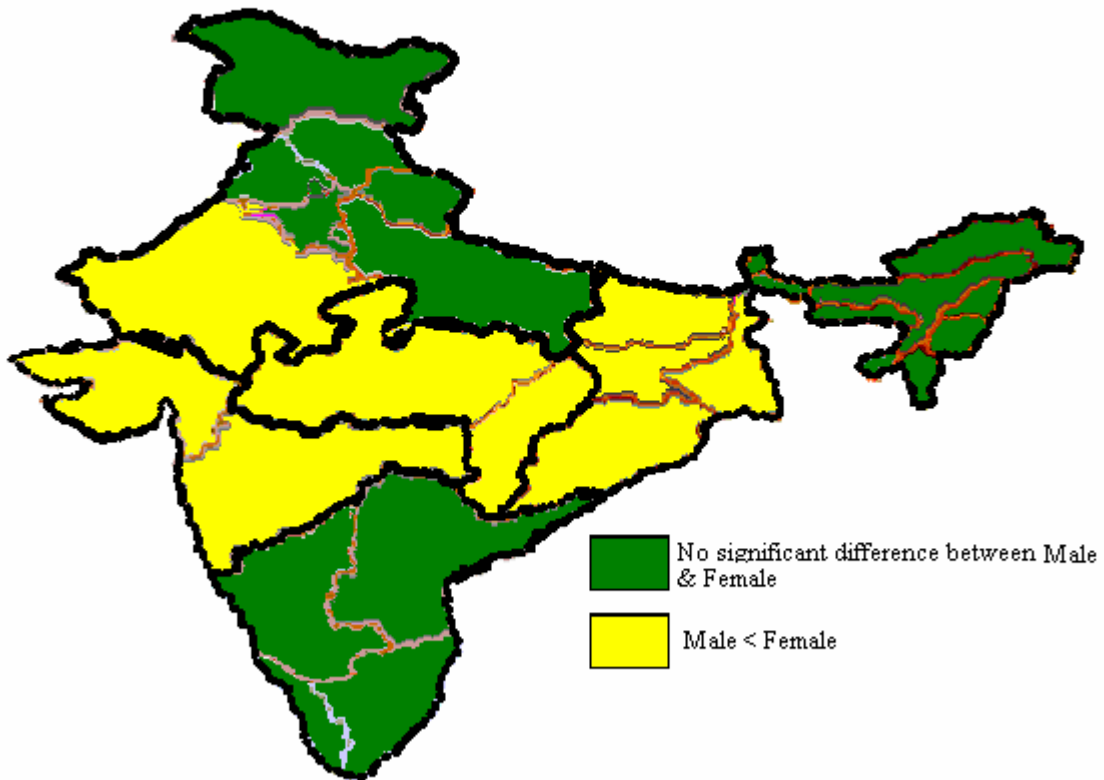
Males reported significantly more than females for current use of tobacco products other than cigarettes. In South, Central and Northeastern region there was no significant difference between current cigarette smoking and current use of tobacco products other than cigarettes whereas in North, East and West regions current use of tobacco products other than cigarettes was significantly more as compared to current cigarette smoking.

Current use of any tobacco product was reported by 29.2%. The percentage of school personnel who were current user of any tobacco product ranged from 20.9% in South region to 50.3% in Northeastern region(Figure3).



In South, North and Northeastern region there was no significant difference between males and females in current use of any tobacco products whereas in Central, East and West region current use of any tobacco products among males was significantly more as compared to their female counterparts.

INDIA GSPS 2006 PREVALENCE OF CURRENT TOBACCO USE



School Policies Prohibiting Use of Tobacco

The percentage of school personnel who reported their school has a rule prohibiting smoking among students was 64.6% and ranged from 61.2 % in North region to 84.8 % in Northeastern region. The percentage of school personnel who reported their school has a rule prohibiting smoking among school personnel was 55.2% and ranged from 38.5% in east region to 84.8 % in North region. The percentage of school personnel who reported that their school is tobacco-free was 38.15 and ranged from 22% in East region

to 48.4 % in North region. The percentage of school personnel who reported that their school enforces the tobacco policy was 85.1% and ranged from 80.9% in East region to 88.8 % in North region. Nearly one-fourth (25.1%) school personnel reported ever use of tobacco on school property by school personnel. It ranged from 15% in Central region to 42% in Northeastern region. Ever use of tobacco on school property by school personnel was reported significantly more in North, East and Northeastern region as compared to South, West and Central region.

Tobacco-Related Curriculum

Nearly one third (34.4%) of school personnel reported for an access to teaching materials about tobacco; it ranged from 13% in East region to 48 % in North region (Table3). Less than one in five (16.3%) school personnel reported to have ever received training to prevent youth tobacco use; it ranged from 2.3 % in Northeastern region to 56.8% in East region. The percentage of school personnel who reported that their school had non-classroom activities to teach about tobacco use and prevention was 34.3%; it ranged from 28.6 % in West region to 56.4 % in Northeastern region. Nearly nine in ten(88.6%) school personnel throughout India strongly agreed that school personnel should get specific training to be able to teach students how to avoid or stop using tobacco

Attitudes toward Tobacco Control

Nearly three fourth (72.5%) school personnel reported to be very concerned about youth tobacco; it ranged from 51.6% in Northeastern region to 85.8 % in North region Kerala (Table 4). Over 8 in 10 (84.1%) believed that tobacco use by school personnel influences youth tobacco use. Nearly all school personnel strongly agreed that schools should have a rule specifically prohibiting tobacco use among students (94.9%) and school personnel (95.2%)(Table4).

DISCUSSION

School personnel can play an important role in tobacco control because of their status as role models in their communities and frequent contact with children. This potential can be limited if schools have policy prohibiting tobacco use by school personnel and its true implementation.

Data collected by the India GSPS 2006 have shown that an alarming proportion of school personnel used various forms of tobacco (Table 1).

Studies around world have shown that the strength of school policy and most importantly enforcement of school policy restricting tobacco use are associated with a lower level of tobacco consumption and prevalence among pupils.⁶⁻¹⁰ In addition, policy restricting smoking among school personnel must be applied to all indoor and outdoor areas of the school because visibility of adult smoking including outdoor areas increases the likelihood of regular smoking among students¹¹ and decrease the support for smoke free environments among students that smoke.¹² The scarcity of tobacco free schools and the high level of tobacco use on school property by school personnel (Table 2) reported in this study indicate how seriously school practice and staff actions undermine the educational messages and other prevention efforts to reduce adolescent smoking prevalence.

Access to appropriate educational materials is an important element of an effective curriculum to prevent and reduce tobacco use among students. Although some teachers reported having access to these materials (Table 3), the majority of teachers (over two thirds) reported that they do not have adequate teaching materials to support tobacco reduction and prevention curricula.

Achieving a broader application of school tobacco free policies should not be a problem because, despite widespread tobacco use among school personnel, support for tobacco free policies for both students and personnel in school were high (Table 4). Almost all school personnel supported prohibiting tobacco use on school property.

Tobacco use prevention and reduction among students requires a comprehensive approach involving teachers, administrators, and parents. School personnel that participated in GSPS show general willingness to assist in this effort. The majority of school personnel reported that they are highly concerned about youth tobacco use in the country. Teachers' ability to convey effective antitobacco information to students can be diminished if they have not received training to provide tobacco-related information to students or do not have access to adequate teaching materials to support antitobacco curricula. However, the majority of school personnel sites strongly agreed that they should receive specific training to help students avoid or stop using tobacco.

The findings in this report are subject to at least two limitations. First the GSPS sample design uses schools selected for the GYTS. Thus, GSPS is not an independent sample of schools and is dependent on the success of the GYTS. Fortunately, the GSPS school response rate has been greater than 80% in all sites. Second, findings are based on self-

reports from school personnel who may under- or over-report their behavior and their knowledge of school policies. GSPS does not include independent validation of school policies and enforcement of school tobacco control policies.

CONCLUSION

Tobacco use starts in the adolescent years, when school personnel act as important role models. To plan effective interventions, it is essential to have information on the extent and the type of tobacco use among school personnel, their attitudes toward tobacco control, and the existence of school health policies about tobacco. The India GSPS provides with this information and can address several provisions of the WHO FCTC that relate to the role of school personnel in tobacco control. Government of India and different state governments in India can use these data to plan, implement, and revise programs to reduce tobacco use among school personnel, improve tobacco control information dissemination to students, and provide school personnel with the resources they need to complement a comprehensive tobacco control program.

Acknowledgement

Research coordinators would like to extend their heartfelt thanks to Dr K Rahman, Regional Advisor, Tobacco Free Initiative, WHO, South East Asia Regional Office, New Delhi for showing his leadership in happening this project a success by providing financial assistance as well as proper guidance.

We pay our gratitude to Honorable Union Minister of Health and Family welfare, Secretary and Ms Bhavani Thyagrajan joint secretary and focal point for tobacco control for allowing us to perform this project and Dr Vinayak M Prasad , Director, Public Health, Ministry of Health and Family welfare, Government of India for his valuable inputs and guidance in completing final draft. WHO India office, especially Ms Vineet deserves special thanks for her contribution in making this program successful.

We sincerely thank the following persons who helped in the fieldwork
Dr P.Gangadharan, Amrita Institute of Medical Sciences, Kochin, Dr M. Dobe, Professor of Health Education, All India Institute of Hygeine and Public Health, Kolkata ,Dr Sandip Ray, Professor and Head of the Department of Commuity Medicine, Kolkata Medical College, Kolkata,Dr PC Gupta, Director, Healix Institute of Public Health, Mumbai and Dr Prakash Bhatia, Professor and Head of the department of community Medicine, Osmania Medical College, Hyderabad.

Research coordinators thank Samira Asma, Dr C. Wick Warren, Nathan Jones, Ms Juliette Lee of OSH, CDC, USA for their hard work in analyzing data.

We sincerely acknowledge the help of survey administrators, helpers and school personnel in making this project a success.

References

1. Peto R, Lopez Ad, Boreham J, Thun M, Heath C Jr. Mortality from smoking in developed countries 1950–2000. Indirect estimation from National Vital Statistics. Oxford, UK: Oxford University Press; 1994.
2. Government of India. *The Cigarettes and Other Tobacco Products (Prohibition of Advertisement and Regulation of Trade and Commerce, Production, Supply and Distribution) Act*, 2003, and rules framed there under.
3. Sinha DN, Reddy KS, Rahman K, Warren CW, Jones NR, Asma S., Linking GYTS Data to the WHO Framework Convention on Tobacco Control: The Case for India, *Indian Journal of Public Health*, 2006, 50(2):74-80
4. World Health Organization. Available at <http://www.who.int/tobacco/framework/countrylist/en/index.html> Date accessed: January 9, 2005.
5. Shah BV, Barnwell BG, Bieler GS. SUDAAN: Software for the statistical analysis of correlated data: User's Manual. Release 7.5. Research Triangle Park, NC: Research Triangle Institute; 1997.
6. MA Pentz, BR Brannon, VL Charlin, EJ Barrett, DP MacKinnon and BR Flay. The power of policy: the relationship of smoking policy to adolescent smoking *American Journal of Public Health*, Vol 79, Issue 7 857-862.
7. Melanie A Wakefield, Frank J Chaloupka, Nancy J Kaufman, Tracy Orleans, Dianne C Barker, Erin E Ruel. Effect of restrictions on smoking at home, at school, and in public places on teenage smoking: cross sectional study *BMJ* 2000;321:333-337 (5 August)
8. Moore L, Roberts C and Tudor-Smith C. (2001) School smoking policies and smoking prevalence among adolescents: multilevel analysis of cross-sectional data from Wales. *Tobacco Control*, 10, 117-123.
9. Griesbach D, Inchley J, Currie C. More than words? (2002) The status and impact of smoking policies in Scottish schools. *Health Promotion International*, 17 (1): 31- 41.
10. Wold B, Torsheim T, Currie C and Roberts C (2004) National and school policies on restrictions of teacher smoking: a multilevel analysis of student exposure to teacher smoking in seven European countries. *Health Education Research*, 19 (3): 217-226.
11. L H Poulsen, M Osler, C Roberts, P Due, M T Damsgaard and B E Holstein. Exposure to teachers smoking and adolescent smoking behaviour: analysis of cross sectional data from Denmark. *Tobacco Control* 2002;11:246-251.
12. D. R. Trinidad, E. A. Gilpin and J. P. Pierce. Compliance and support for smoke-free school policies *Health Education Research* 2005 20(4):466-475.

Table 1. Prevalence of current tobacco use, GSPS, 2006

Site	Current Cigarette Smoking	Current Bidi Smoking	Current Smokeless Tobacco Use	Current use of any tobacco Products
India				
<i>Sex</i>				
Total	12.8 (11.1-14.7)	10.7 (9.3-12.3)	17.5 (15.9-19.4)	29.2 (27.0-31.5)
Male	16.9 (14.7-19.4)	14.2 (12.3-16.4)	19.7 (17.8-21.7)	35.0 (32.2-38.0)
Female	2.4 (1.6-3.8)	2.1 (1.2-3.7)	11.9 (9.1-15.4)	13.7 (10.6-17.6)
<i>Region</i>				
North	11.9 (9.4-15.0)	11.5 (8.4-15.7)	23.0 (19.8-26.6)	30.8 (27.4-34.4)
Male	16.9 (13.2-21.4)	16.1 (11.6-21.9)	23.9 (20.2-28.0)	34.9 (29.8-40.3)
Female	2.0 (1.1-3.6)	2.5 (0.7-8.8)	21.3 (15.4-28.6)	22.2 (16.0-29.8)
South	10.3 (7.1-14.8)	6.8 (4.3-10.5)	6.6 (4.0-10.8)	20.9 (14.6-28.9)
Male	13.1 (9.1-18.4)	9.2 (5.8-14.4)	7.5 (4.3-12.9)	25.7 (18.5-34.5)
Female	3.1 (1.1-8.7)	1.1 (0.2-6.2)	3.8 (1.2-10.7)	8.2 (2.9-21.5)
East	17.1 (12.6-22.9)	22.9 (18.0-28.5)	24.4 (20.3-29.1)	39.4 (34.8-44.1)
Male	19.1 (14.5-24.8)	25.3 (20.4-31.0)	27.0 (22.1-32.6)	43.1 (38.9-47.3)
Female	4.2 (2.1-8.2)	6.6 (2.8-14.7)	6.1 (1.8-18.7)	12.9 (6.9-23.0)
West	10.8 (8.7-13.4)	8.1 (6.2-10.5)	16.2 (13.0-19.9)	25.7 (22.6-29.1)
Male	14.7 (11.9-18.1)	10.8 (8.0-14.3)	19.6 (16.1-23.6)	32.4 (28.8-36.1)
Female	0.0 (- -)	0.7 (0.1-6.0)	6.6 (3.2-13.0)	6.6 (3.2-13.2)
Central	8.6 (4.4-16.1)	6.0 (2.6-13.3)	14.8 (9.9-21.5)	21.1 (16.2-27.1)
Male	13.1 (7.4-22.0)	9.6 (4.3-20.2)	19.4 (12.0-29.9)	29.3 (22.5-37.1)
Female	1.8 (0.3-11.4)	0.3 (0.0-2.6)	7.7 (5.1-11.4)	8.0 (5.2-12.1)
Northeast	30.2 (20.0-42.7)	13.3 (9.4-18.5)	27.1 (16.5-41.2)	50.3 (41.1-59.4)
Male	36.7 (20.3-56.8)	14.8 (9.7-22.0)	27.5 (17.7-40.1)	57.9 (40.8-73.4)
Female	10.0 (3.7-24.7)	8.8 (3.1-22.2)	26.0 (10.5-51.1)	26.5 (10.8-51.8)

Table 2. Prevalence of current tobacco use, GSPS, 2006

Site	Current Cigarette Smoking	Current use of other tobacco Products	Current use of any tobacco Products
India			
<i>Sex</i>			
Total	12.8 (11.1-14.7)	23.7 (21.7-25.9)	29.2 (27.0-31.5)
Male	16.9 (14.7-19.4)	28.0 (25.6-30.6)	35.0 (32.2-38.0)
Female	2.4 (1.6-3.8)	12.5 (9.6-16.2)	13.7 (10.6-17.6)
<i>Region</i>			
North	11.9 (9.4-15.0)	28.1 (24.9-31.6)	30.8 (27.4-34.4)
Male	16.9 (13.2-21.4)	31.4 (27.3-35.9)	34.9 (29.8-40.3)
Female	2.0 (1.1-3.6)	21.3 (15.2-29.1)	22.2 (16.0-29.8)
South	10.3 (7.1-14.8)	13.4 (8.5-20.4)	20.9 (14.6-28.9)
Male	13.1 (9.1-18.4)	17.0 (10.5-26.3)	25.7 (18.5-34.5)
Female	3.1 (1.1-8.7)	4.2 (1.4-11.8)	8.2 (2.9-21.5)
East	17.1 (12.6-22.9)	34.3 (29.4-39.5)	39.4 (34.8-44.1)
Male	19.1 (14.5-24.8)	37.4 (32.2-42.9)	43.1 (38.9-47.3)
Female	4.2 (2.1-8.2)	11.7 (6.3-20.8)	12.9 (6.9-23.0)
West	10.8 (8.7-13.4)	20.5 (17.3-24.1)	25.7 (22.6-29.1)
Male	14.7 (11.9-18.1)	25.3 (21.6-29.5)	32.4 (28.8-36.1)
Female	0.0 (- -)	6.6 (3.2-13.2)	6.6 (3.2-13.2)
Central	8.6 (4.4-16.1)	18.8 (13.6-25.5)	21.1 (16.2-27.1)
Male	13.1 (7.4-22.0)	25.5 (18.2-34.6)	29.3 (22.5-37.1)
Female	1.8 (0.3-11.4)	8.0 (5.2-12.1)	8.0 (5.2-12.1)
Northeast	30.2 (20.0-42.7)	34.3 (23.2-47.4)	50.3 (41.1-59.4)
Male	36.7 (20.3-56.8)	37.1 (26.4-49.2)	57.9 (40.8-73.4)
Female	10.0 (3.7-24.7)	26.1 (10.6-51.3)	26.5 (10.8-51.8)

Table 2. School policies prohibiting use of tobacco, GSPS, 2006

	School had a policy or rule specifically prohibiting tobacco use among students	School had a policy specifically prohibiting tobacco use among school personnel	School had a policy declaring it tobacco free	School enforced its tobacco policy	Use of tobacco on school property/premises
India	64.6 (60.8-68.3)	55.2 (51.3-59.2)	38.1 (34.5-41.9)	85.1 (82.7-87.3)	25.1 (23.0-27.4)
North	61.2 (52.3-69.5)	58.3 (48.5-67.4)	48.4 (38.6-58.3)	88.8 (84.1-92.3)	29.2 (26.0-32.5)
South	62.5 (53.7-70.6)	56.8 (48.0-65.1)	32.6 (26.6-39.3)	81.3 (76.7-85.1)	16.7 (12.6-21.9)
East	64.0 (57.5-70.0)	38.5 (28.6-49.3)	22.0 (16.5-28.6)	80.9 (74.2-86.2)	37.0 (31.9-42.4)
West	61.7 (52.8-70.0)	57.0 (49.9-63.8)	41.4 (33.6-49.6)	87.8 (82.4-91.7)	21.5 (17.5-26.1)
Central	71.8 (60.1-81.1)	57.0 (44.8-68.5)	35.2 (22.9-49.8)	82.5 (64.3-92.5)	15.0 (8.8-24.5)
North eastern	84.8 (77.1-90.2)	58.0 (35.1-78.0)	37.3 (22.2-55.3)	84.5 (75.9-90.4)	42.0 (28.5-56.9)

Table 3. Tobacco-related curriculum, GSPS, 2006

Site	Had access to teaching and learning materials about tobacco use and how to prevent its use among youth	Ever received training to prevent youth tobacco use	School had non-classroom programs or activities (such as an assembly) used to teach tobacco use prevention to students	Strongly agreed that school personnel should get specific training to be able to teach students how to avoid or stop using tobacco
India	34.4 (30.6-38.5)	16.3 (14.4-18.5)	34.3 (30.6-38.1)	88.6 (85.6-91.1)
North	48.0 (36.4-59.8)	18.3 (14.1-23.5)	30.2 (23.5-37.9)	95.5 (91.2-97.7)
South	28.6 (22.1-36.0)	8.9 (6.7-11.9)	36.6 (28.3-45.7)	81.3 (70.0-89.0)
East	13.0 (8.7-19.1)	56.8 (47.3-65.9)	37.6 (29.6-46.3)	89.7 (84.6-93.3)
West	31.5 (24.4-39.5)	9.0 (5.6-14.1)	28.6 (21.0-37.6)	82.0 (75.5-87.0)
Central	43.3 (29.5-58.2)	5.6 (3.4-9.2)	33.0 (23.8-43.7)	94.1 (89.1-96.9)
North eastern	29.9 (22.2-39.0)	2.3 (1.0-5.3)	56.4 (38.9-72.5)	95.7 (90.7-98.1)

Table 4. Attitudes toward tobacco control, GSPS, 2000–2005

Site	Very concerned about youth tobacco use	Teacher tobacco use influences youth tobacco use	Strongly agreed schools should have a policy or rule specifically prohibiting tobacco use among students	Strongly agreed schools should have a policy specifically prohibiting tobacco use among school personnel
India	72.5 (69.7-75.1)	84.1 (80.8-86.8)	94.9 (93.4-96.1)	95.2 (93.8-96.3)
North	85.8 (80.0-90.1)	86.2 (83.4-88.6)	97.5 (93.9-99.0)	96.3 (92.0-98.3)
South	55.8 (47.5-63.9)	74.4 (61.2-84.3)	93.7 (89.8-96.2)	92.2 (88.6-94.8)
East	73.7 (65.2-80.7)	86.1 (81.4-89.9)	96.9 (93.7-98.5)	97.2 (92.8-99.0)
West	74.3 (70.5-77.8)	90.5 (85.3-94.0)	89.4 (83.2-93.5)	96.1 (93.6-97.7)
Central	83.0 (74.3-89.1)	85.9 (75.3-92.4)	98.5 (95.7-99.5)	98.6 (95.5-99.6)
North eastern	51.6 (39.4-63.6)	83.0 (62.7-93.4)	96.6 (94.4-97.9)	90.2 (79.8-95.5)