

District-wise distribution of ABER (Annual Blood Slide Examination Rate) % in DPR Korea, 2010



Legend

ABER % age

- 0
- < 0.25
- 0.25 - 0.5
- 0.51 - 0.75
- > 0.75
- Nodata
- SEAR

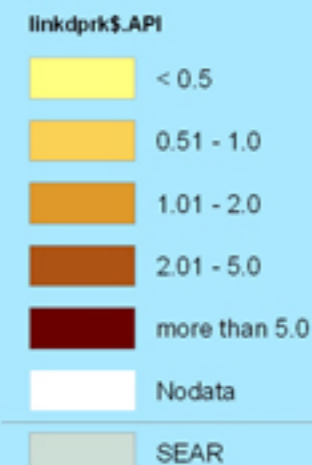
Source: National Malaria Programme

Map Production: Malaria Unit, Department of communicable diseases WHO/SEARO 2011

District-wise distribution of API (Annual parasite incidence) in DPR Korea, 2010



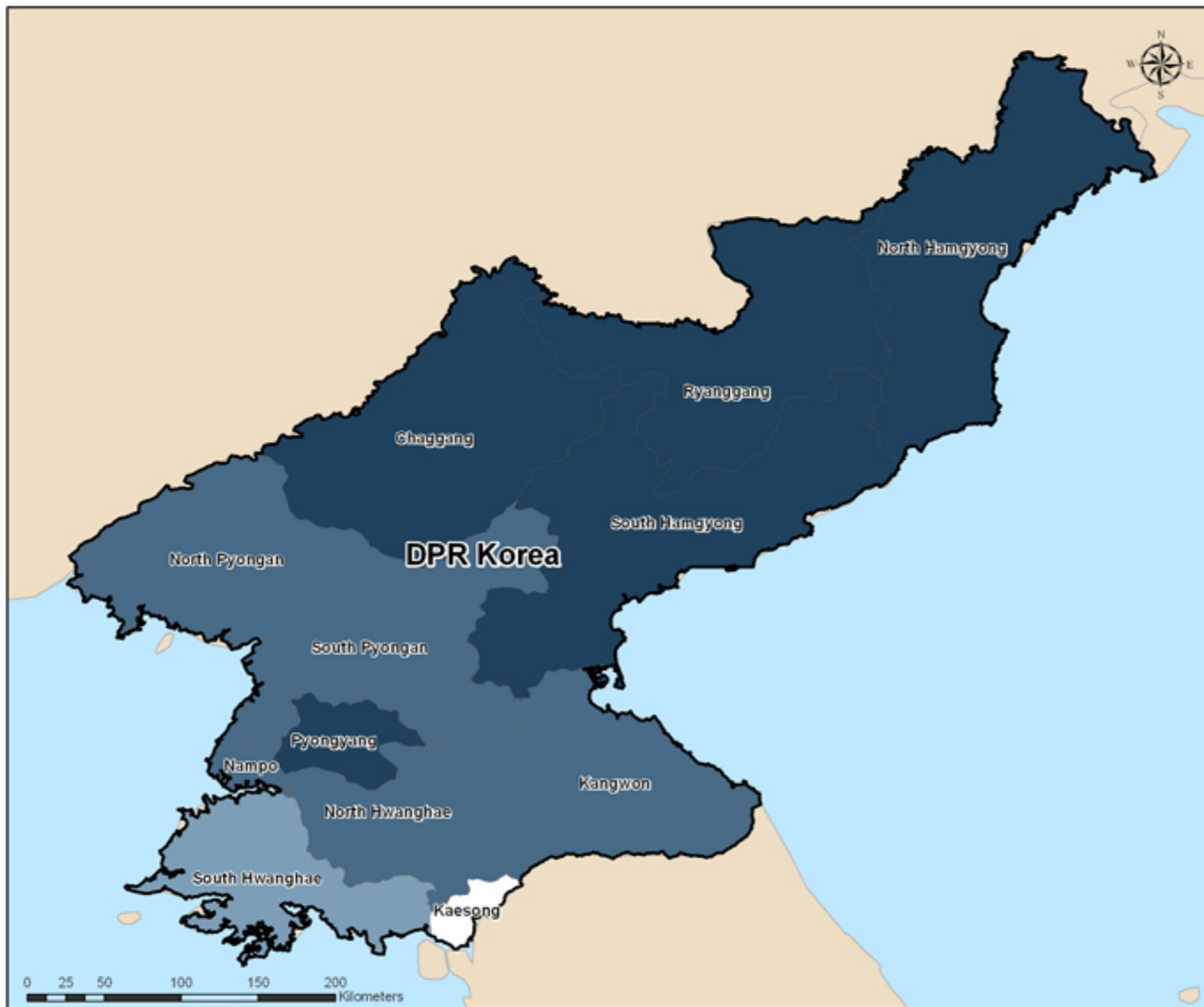
Legend



Source: National Malaria Programme


Map Production: Malaria Unit,
Department of communicable diseases
WHO/SEARO
2011

District-wise distribution of SPR (Slide Positivity Rate) % in DPR Korea, 2010



Legend

SPR % age



Source:

National Malaria Programme

Map Production:

Malaria Unit,
Department of communicable diseases
WHO/SEARO
2011