


How to deworm school-age children



Instructions for Teachers

Drug distribution: Instruction for teachers.
Designed and illustrated by Katti-ka-Batembo
Edited by Antonio Montresor PVC/WHO

© **World Health Organization 2004**

All rights reserved

This document is not a formal publication of the World Health Organization (WHO), and all rights are reserved by the Organization. The document may, however, be freely reviewed, abstracted, reproduced and translated, in part or in whole, but not for sale or for use in conjunction with commercial purposes.

The views expressed in documents by named authors are solely the responsibility of those authors.

The designations employed and the presentation of the material in this publication, including tables and maps, do not imply the expression of any opinion whatsoever on the part of the secretariat of WHO concerning the legal status of any country, territory, city or area or of its authorities, or concerning the delimitation of its frontiers or boundaries. Dotted lines on maps represent approximate border lines for which there may not yet be full agreement.

The mention of specific companies or of certain manufacturers' products does not imply that they are endorsed or recommended by WHO in preference to others of a similar nature that are not mentioned. Errors and omissions excepted, the names of proprietary products are distinguished by initial capital letters.

Unless otherwise stated, all maps, figures and photographs were produced by WHO staff members.

Drug distribution







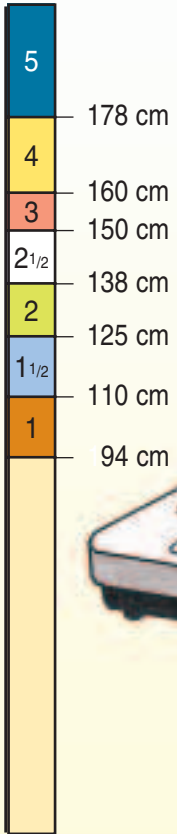
Introduction

Most of the children in developing countries are infected with worms and/or schistosomes.

The distribution of drugs presented in this booklet aims to reduce the number of parasites in each child.

A child that is regularly treated for worms

- **Is more active in school**
- **Grows and learns better**
- **Is more resistant to other infections**



Materials needed

To give the drugs to the children you need

- *The tablets*
- *Drinking water*
- *Forms to register the children treated*
- *Weighing scale or “tablet pole” if praziquantel is distributed*


The following drugs can be used for deworming:

- **Albendazole 400 mg** (single dose)* for the worms that are transmitted through contaminated soil
- **Praziquantel 40 mg/kg** for the schistosomes that are transmitted through contaminated water

These drugs are extremely effective and safe.

Several million children have already been treated without problems.


Teachers can easily and safely distribute these drugs.



* as an alternative:
mebendazole 500 mg (single dose)
levamisole 80 mg (single dose for school-age children)
pyrantel 10 mg/kg can also be used




Steps for the administration of the drugs



Step One



Ask all the children to stand in a queue.



Step Two



Register the name of each child to be treated on the form provided.

Weight



Height



OR

Step Three

Skip this step
if you are not
distributing praziquantel



**If praziquantel is distributed,
a scale or tablet pole is needed to determine
the number of tablets that will be given
to each child.**

See table on page 20



Step Four



Give one tablet of albendazole to every child.



Step Five



Provide water and make sure that every child swallows the tablet(s).



Treating non-enrolled children



**The teacher can also treat children
who are not enrolled in school.**

Tablet pole for determining number of tablets to be given.

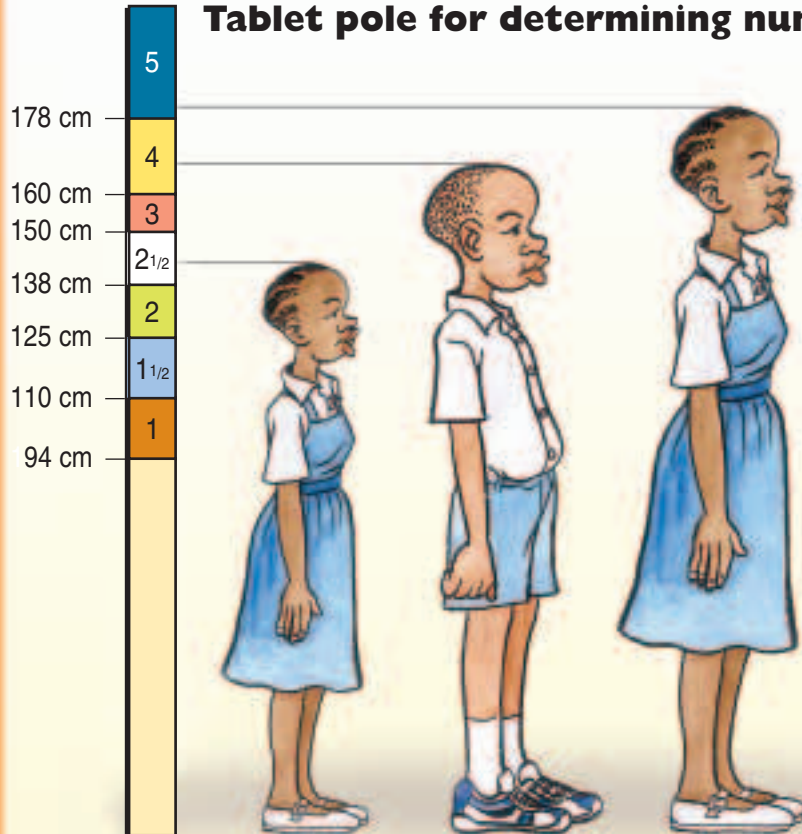


Table for administration of praziquantel (600 mg)

Body weight in kg	Tablets
10 – 15	1
15 – 22.5	1 1/2
22.5 – 30	2
30 – 37.5	2 1/2
37.5 – 45	3
45 – 60	4
> 60	5

1. **Introduction**

2. **Background**

3. **Methodology**

4. **Results**

5. **Discussion**

6. **Conclusion**

7. **References**

8. **Appendix**

9. **Index**

10. **Index**

11. **Index**

12. **Index**

13. **Index**

14. **Index**

15. **Index**

16. **Index**

17. **Index**

18. **Index**

19. **Index**

20. **Index**

21. **Index**

22. **Index**

23. **Index**

24. **Index**

25. **Index**

26. **Index**

27. **Index**

28. **Index**

29. **Index**

30. **Index**

31. **Index**

32. **Index**

33. **Index**

34. **Index**

35. **Index**

36. **Index**

37. **Index**

38. **Index**

39. **Index**

40. **Index**

41. **Index**

42. **Index**

43. **Index**

44. **Index**

45. **Index**

46. **Index**

47. **Index**

48. **Index**

49. **Index**

50. **Index**

51. **Index**

52. **Index**

53. **Index**

54. **Index**

55. **Index**

56. **Index**

57. **Index**

58. **Index**

59. **Index**

60. **Index**

61. **Index**

62. **Index**

63. **Index**

64. **Index**

65. **Index**

66. **Index**

67. **Index**

68. **Index**

69. **Index**

70. **Index**

71. **Index**

72. **Index**

73. **Index**

74. **Index**

75. **Index**

76. **Index**

77. **Index**

78. **Index**

79. **Index**

80. **Index**

81. **Index**

82. **Index**

83. **Index**

84. **Index**

85. **Index**

86. **Index**

87. **Index**

88. **Index**

89. **Index**

90. **Index**

91. **Index**

92. **Index**

93. **Index**

94. **Index**

95. **Index**

96. **Index**

97. **Index**

98. **Index**

99. **Index**

100. **Index**