


## GYTS


### Global Youth Tobacco Survey 2014




#### TOBACCO USE (smoked and/or smokeless)



#### TOBACCO USE (smoked)



#### TOBACCO USE (smokeless)



#### TOBACCO CESSATION

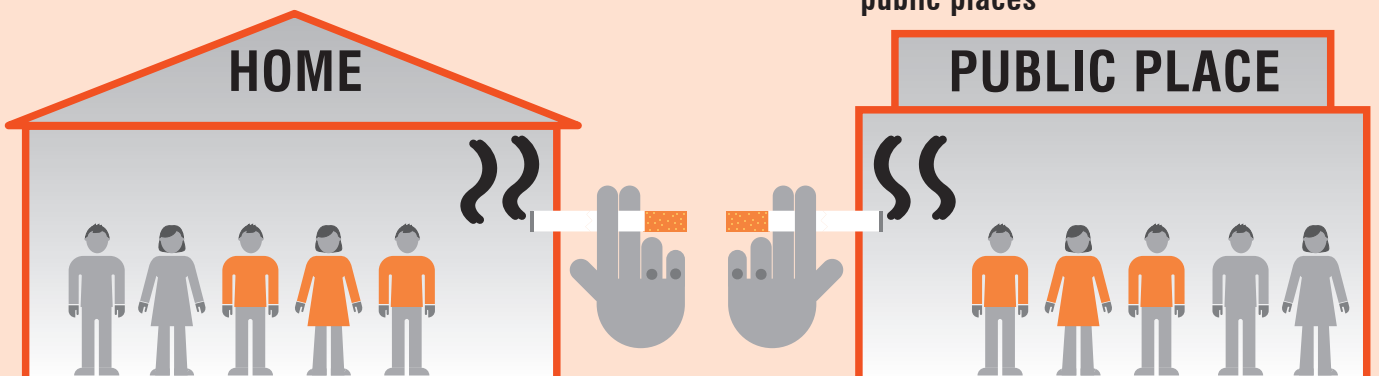
**4 in 5** current smokers tried to stop smoking



#### SECONDHAND SMOKE

**3 in 5** students were exposed to tobacco smoke at home

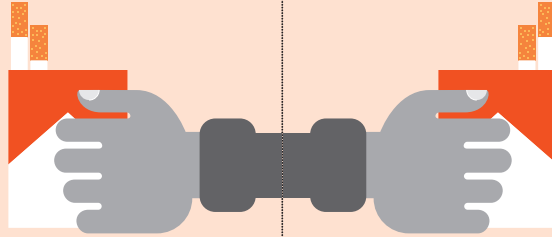

**3 in 5** students were exposed to tobacco smoke inside enclosed public places



# INDONESIA

## ACCESS AND AVAILABILITY

**3 in 5** of current cigarette smokers **bought cigarettes** from a store, shop, street vendor or kiosk



**3 in 5** cigarette buyers **below the permitted age** were sold tobacco products



## MEDIA

**7 in 10** students noticed **anti-tobacco messages** in the media



**3 in 5** students saw anyone using **tobacco** on TV, video or movies

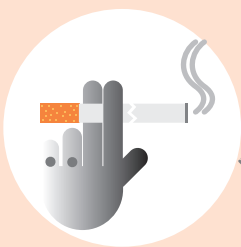


**3 in 5** students noticed **tobacco advertisements** on point of sale



## KNOWLEDGE AND ATTITUDES

**7 in 10** students thought other people's smoking is **harmful to them**



**9 in 10** students favour **banning smoking** inside enclosed public places

### PUBLIC PLACE



# INDONESIA

## GYTS

## Global Youth Tobacco Survey 2014

The Global Youth Tobacco Survey (GYTS) is a nationally representative school-based survey of students in grades associated with age 13–15 years and is designed to produce cross-sectional estimates for each country. GYTS uses a standard core questionnaire, sample design, and data collection protocol. It assists countries in fulfilling their obligations under the World Health Organization (WHO) Framework Convention on Tobacco Control (FCTC) to generate comparable data within and across countries.

GYTS uses a two-stage sample design with schools selected proportional to enrolment size. The classrooms within selected schools are chosen randomly and all students in selected classes are invited to participate in the survey. The survey uses a standard global

core questionnaire with the flexibility of adding optional additional questions. The questionnaire consists of the following topics: tobacco use, cessation, secondhand smoke (SHS), pro- and anti-tobacco media and advertising, and other indicators. The questionnaire is self-administered using scannable, paper-based bubble sheets. It is anonymous to ensure confidentiality.

In Indonesia, GYTS was conducted in 2014 by the National Institute Health Research and Development, under the coordination of the Ministry of Health. A total of 5986 eligible students in grades 7–9 completed the survey, of which 4317 were aged 13–15 years. The overall response rate of all students surveyed was 89.5%.

### Results for youths aged 13-15 years

Overall  
% (95 % CI)

Boys  
% (95 % CI)

Girls  
% (95 % CI)

#### → TOBACCO USE

##### Smoked tobacco

● Current tobacco smokers <sup>1</sup>	19.4 (15.0 - 24.8)	35.3 (27.4 - 44.0)	3.4 (2.2 - 5.3)
● Current cigarette smokers <sup>2</sup>	18.3 (13.9 - 23.6)	33.9 (26.1 - 42.7)	2.5 (1.4 - 4.3)
● Frequent cigarette smokers <sup>3</sup>	1.8 (1.0 - 3.5)	3.7 (1.9 - 6.9)	0.0 (0.0 - 0.2)
● Ever tobacco smokers <sup>4</sup>	32.1 (26.7 - 37.9)	54.1 (45.4 - 62.6)	9.1 (6.7 - 12.3)
● Ever cigarette smokers <sup>5</sup>	30.9 (25.2 - 37.3)	53.0 (43.9 - 62.0)	8.0 (5.5 - 11.5)
● Ever smokers of other tobacco <sup>6</sup>	5.5 (4.5 - 6.7)	8.9 (7.2 - 11.0)	1.7 (1.0 - 2.9)

##### Smokeless tobacco

● Current smokeless tobacco users <sup>7</sup>	2.1 (1.5 - 2.9)	3.0 (2.2 - 4.2)	1.1 (0.7 - 1.8)
● Ever smokeless tobacco users <sup>8</sup>	4.2 (3.2 - 5.5)	5.7 (4.2 - 7.6)	2.6 (1.8 - 3.8)

##### Tobacco use (smoked and/or smokeless)



● Current tobacco users <sup>9</sup>	20.3 (15.8 - 25.7)	36.2 (28.3 - 44.9)	4.3 (3.0 - 6.1)
● Ever tobacco users <sup>10</sup>	34.0 (28.5 - 39.8)	55.9 (47.2 - 64.2)	11.1 (8.5 - 14.4)

##### Susceptibility

● Never tobacco users susceptible to tobacco use in the future <sup>11</sup>	8.8 (7.3 - 10.5)	14.2 (11.2 - 17.8)	6.0 (4.4 - 8.1)
● Never smokers who thought they might enjoy smoking a cigarette <sup>12</sup>	4.5 (3.7 - 5.6)	6.0 (4.5 - 8.0)	3.7 (2.8 - 5.0)

#### → CESSATION

● Current smokers who tried to stop smoking in the past 12 months	81.8 (76.6 - 86.0)	81.5 (75.9 - 86.1)	84.4 (68.9 - 93.0)
● Current smokers who want to stop smoking now	88.2 (84.1 - 91.4)	87.8 (83.6 - 91.0)	94.0 (76.5 - 98.7)
● Current smokers who thought they would be able to stop smoking if they wanted to	91.8 (87.1 - 94.9)	91.8 (86.8 - 95.1)	90.5 (78.3 - 96.2)
● Current smokers who have ever received help/advice from a programme or professional to stop smoking	24.0 (19.1 - 29.6)	23.0 (18.2 - 28.6)	39.7 (26.1 - 55.1)



## Results for youths aged 13-15 years

Overall  
% (95 % CI)

Boys  
% (95 % CI)

Girls  
% (95 % CI)

### → SECONDHAND SMOKE

● Exposure to tobacco smoke at home <sup>††</sup>	57.3 (50.3 - 64.1)	61.7 (53.9 - 69.0)	52.7 (45.9 - 59.3)
● Exposure to tobacco smoke inside any enclosed public place <sup>††</sup>	60.1 (54.6 - 65.3)	62.1 (55.2 - 68.6)	57.8 (52.8 - 62.7)
● Exposure to tobacco smoke in any outdoor public place <sup>††</sup>	63.9 (59.5 - 68.0)	66.3 (60.8 - 71.4)	61.3 (57.4 - 65.0)
● Students who saw anyone smoking inside the school building or outside on school property <sup>†</sup>	69.0 (63.8 - 73.7)	67.8 (61.8 - 73.2)	70.3 (64.9 - 75.3)

### → ACCESS AND AVAILABILITY

● Current cigarette smokers who obtained cigarettes by buying them from a store, shop, street vendor, or kiosk <sup>13</sup>	64.9 (57.3 - 71.9)	65.4 (57.0 - 73.0)	63.5 (50.3 - 74.9)
● Current cigarette smokers who were not prevented from buying cigarettes because of their age <sup>14</sup>	64.5 (59.0 - 69.7)	64.4 (58.6 - 69.9)	–
● Current cigarette smokers who bought cigarettes as individual sticks <sup>15</sup>	74.3 (66.9 - 80.5)	74.1 (66.9 - 80.1)	–

### → MEDIA

#### Tobacco industry advertising

● Noticing tobacco advertisements or promotions at points of sale <sup>16</sup>	60.7 (56.2 - 64.9)	64.5 (59.3 - 69.3)	56.5 (51.6 - 61.2)
● Students who saw anyone using tobacco on television, videos, or movies <sup>17</sup>	62.7 (57.9 - 67.3)	66.1 (60.3 - 71.4)	59.1 (54.6 - 63.5)
● Students who were ever offered a free tobacco product from a tobacco company representative	7.9 (6.3 - 9.9)	12.6 (9.8 - 15.9)	3.0 (2.1 - 4.5)
● Students who own something with a tobacco brand logo on it	9.0 (7.4 - 10.9)	11.9 (9.8 - 14.5)	5.9 (4.5 - 7.7)

#### Anti-tobacco advertising

● Noticing anti-tobacco messages in the media <sup>†</sup>	70.1 (67.2 - 72.9)	70.6 (66.8 - 74.1)	69.6 (66.9 - 72.2)
● Noticing anti-tobacco messages at sporting or community events <sup>18</sup>	47.3 (42.6 - 52.1)	50.5 (45.6 - 55.3)	43.3 (37.6 - 49.2)
● Current smokers who thought about quitting because of a warning label <sup>19</sup>	71.3 (64.7 - 77.1)	70.0 (63.0 - 76.1)	85.6 (71.6 - 93.3)
● Students who were taught in school about the dangers of tobacco use in the past 12 months	69.3 (66.7 - 71.7)	70.5 (67.2 - 73.7)	68.0 (65.0 - 70.8)

### → KNOWLEDGE AND ATTITUDES

● Students who definitely thought it is difficult to quit once someone starts smoking tobacco	35.5 (33.2 - 37.9)	37.6 (35.1 - 40.1)	33.4 (30.5 - 36.4)
● Students who thought smoking tobacco helps people feel more comfortable at celebrations, parties, and social gatherings	8.9 (7.3 - 10.9)	11.2 (8.8 - 14.0)	6.7 (5.3 - 8.4)
● Students who definitely thought other people's tobacco smoking is harmful to them	72.5 (69.8 - 75.0)	67.6 (64.9 - 70.3)	77.6 (74.1 - 80.7)
● Students who favour banning smoking inside enclosed public places	89.4 (87.1 - 91.4)	87.6 (85.3 - 89.6)	91.3 (88.4 - 93.5)
● Students who favour banning smoking in outdoor public places	80.9 (77.8 - 83.5)	78.0 (74.7 - 80.9)	83.9 (80.3 - 86.9)

1 Smoked tobacco anytime during the past 30 days.

2 Smoked cigarettes anytime during the past 30 days.

3 Smoked cigarettes on 20 or more days of the past 30 days.

4 Ever smoked any tobacco, even one or two puffs.

5 Ever smoked cigarettes, even one or two puffs.

6 Ever smoked tobacco other than cigarettes, even one or two puffs.

7 Used smokeless tobacco anytime during the past 30 days.

8 Ever used smokeless tobacco.

9 Smoked tobacco and/or used smokeless tobacco anytime during the past 30 days.

10 Ever smoked tobacco and/or used smokeless tobacco.

11 Susceptible to future tobacco use includes those who answered "definitely yes", "probably yes", or "probably not" to using tobacco if one of their best friends offered it to them, or "definitely yes", "probably yes", or "probably not" to using tobacco during the next 12 months.

12 Those who answered "Agree" or "Strongly Agree" to the statement: "I think I might enjoy smoking a cigarette".

13 How cigarettes were obtained the last time respondents smoked cigarettes in the past 30 days.

14 Of those who tried to buy cigarettes during the past 30 days.

15 Based on the last purchase, of those who bought cigarettes during the past 30 days.

16 Among those who visited a point of sale in the past 30 days.

17 Among those who watched television, videos, or movies in the past 30 days.

18 Among those who attended sporting or community events in the past 30 days.

19 Among those who noticed warning labels on cigarette packages in the past 30 days.

† During the past 30 days.

†† During the past 7 days.

NOTE: Students refer to persons aged 13-15 years who are enrolled in school. Data have been weighted to be nationally representative of all students aged 13-15 years. Percentages reflect the prevalence of each indicator in each group, not the distribution across groups.

– Indicates estimate based on less than 35 unweighted cases and has been suppressed.

**Acknowledgement:** WHO sincerely acknowledges the contribution of researchers involved as principal investigators, schools and students and partners such as Centers for Disease Control and Prevention (CDC), Atlanta, USA, and others.

**For more information** refer our Website <http://www.searo.who.int/tobacco>.

**For technical information**, please contact: Dr Dharendra N Sinha, Regional Adviser, Surveillance, Email: [sinhad@who.int](mailto:sinhad@who.int); Mr Naveen Agarwal, Data Analyst, Email: [agarwaln@who.int](mailto:agarwaln@who.int)